NeoPeds Endovascular Procedures Training Platform

Built for neonatal and pediatric care, this platform combines realistic anatomy, ultrasound imaging, and hemodynamic control within a translucent structure that enables real-time monitoring and debriefing. Its modular design creates a dynamic environment for hands-on practice, scenario-based training, and fostering teamwork in high-risk interventions.

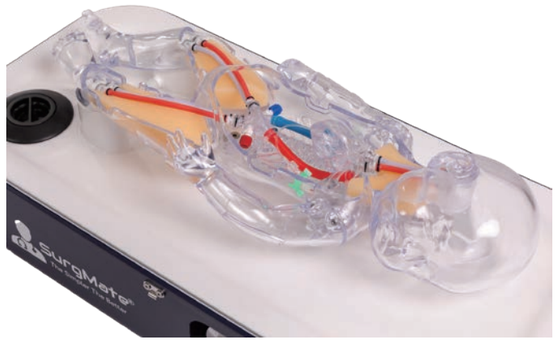

Chest compressions applicable

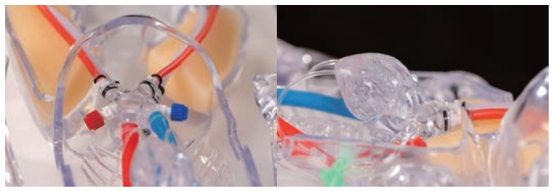

Neck Vessels

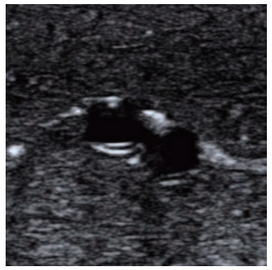

Right Femoral Vessels

Procedures

- ECMO & ECPR cannulation (percutaneous and cut-down)
- Ultrasound-guided percutaneous catheterization
- Atrial & ventricular septal defect closure (Requires heart module replacement)
- Continuous Renal Replacement Therapy (CRRT) support

Features

- Chest compressions applicable
- Adjustable parameters: heart rate, AoP & CVP
- Translucent design for clear visibility & easy troubleshooting
- Realistic anatomy with systemic & pulmonary circulation
- Modular system for quick part replacement & versatile training
- High-quality ultrasound imaging for enhanced realism & precision

Specification

Net Dimensions (L × W × H)	69 cm × 33 cm × 28 cm
Net Weight	15.5 kg
Reservoir Capacity	3 L

Models

NP-B01
» Applicable for pediatric related endovascular procedures » Includes model base, veins (NP-S01*2, NP-S03) and arteries (NP-S02*2, NP-S04), left and right inguinal muscle pads (NP-S07, NP-S08), right neck muscle pad (NP-S09), left and right inguinal muscle bases (NP-S10, NP-S11), right neck muscle base (NP-S12), abdomen muscle pad (NP-S13), AC/DC converter and water drainage accessories

Spare Parts

NP-S01	Femoral vein (12.8 cm, blue)
NP-S02	Femoral artery (12.8 cm, red)
NP-S03	Internal jugular vein (6.5 cm, blue)
NP-S04	Carotid artery (6.5 cm, red)
NP-S07	Left inguinal muscle pad
NP-S08	Right inguinal muscle pad
NP-S09	Right neck muscle pad
NP-S10	Left inguinal muscle base
NP-S11	Right inguinal muscle base
NP-S12	Right neck muscle base
NP-S13	Abdomen muscle pad
NP-S14	Vessel quick connector